



Kuriyama
FIRE PRODUCTS™

FORMERLY ATI FIRE PRODUCTS

Fire Nozzle *Catalog*



End-to-End Firefighting Solutions

EDITION 0920

History

Kuriyama Fire Products (KFP), formerly Armored Textiles Fire Products (ATI), is a division of Kuriyama of America, headquartered in Schaumburg, IL (Chicago). KFP has supplied fire hose to municipal and industrial fire departments throughout the U.S. and Canada for over 50 years.

ATI, now KFP, was originally founded in 1966 as Jaffrey Fire Protection and was known for pioneering the use of large diameter hose (LDH) and developing innovative water supply methodologies for fire fighters.

Now, KFP offers a complete line of fire hose and nozzles.

Index

Cautionary Statement & Limited Warranty	30-31
Distribution and Warehouse Locations	Back Cover
GENFO™ Evo QuickConnect	28-29
History	2
Limitation of Liability & Exclusion of Remedies	31
RYLSTATIC®	4-5
Viper® Blue Devil®	6-9
Viper® Attack®	10-11
Viper® Spartan®	12-15
Viper® SG™	16-17
Viper® CG™	18
Viper® FT™	19
Viper® Bore Nozzle	20-24
Viper® Bore Tip	20-21
Viper® Shut Off	22-24
Viper® ST™	25
Viper® VTE™	26
Viper® STI™	27

Kuriyama Fire Products reserves the right to modify any specification without prior notice to meet or exceed changing standards. Special diameters or construction characteristics can be produced upon special request. Contact your local dealer or KFP at: sales@kuriyamafireproducts.com

Index by Part Numbers

Part Number	Page No.
I150004C	26
I150005C	26
I150006C	26
I150015	26
I150034	26
I200008	29
I200547	29
I210425	16
I210426	16
I210430	17
I210431	17
I210435	17
I210443	17
I210449	17
I210451	17
I210454	17
I210456	17
I210458	19
I210461	19
I210464	19
I210469	19
I210471	19
I210477	18
I210480	18
I210482	18
I210486	18
I210487	18
I210511	25
I210515	25
I210527	25
I210528	25
I210561	24
I210562	24
I210564	24
I210565	24
I210566	24
I210569	24
I210570	24
I210595	24
I211173	18
I211216	24
I211275	24
I211325	24
I211355	24
I217408	16
I217637	7
I217832	7
I217867	7
I217924	24
I218201	8
I218220	23
I218222	23
I218223	23
I218251	23
I218644	21
I218646	21
I218647	21

Part Number	Page No.
I218649	21
I218668	21
I218669	21
I218670	21
I218671	21
I218672	21
I218673	21
I218674	21
I218675	21
I218676	21
I218677	21
I218678	21
I218691	21
I218839-000	13
I218839-001	13
I218839-002	13
I218839-003	13
I218839-004	13
I218839-005	13
I218839-006	13
I218839-007	13
I218839-008	13
I218839-009	13
I218839-010	13
I218847-000	13
I218847-001	13
I218847-002	13
I218847-003	13
I218847-004	13
I218847-005	13
I218847-006	13
I218847-007	13
I218847-008	13
I218847-009	13
I218847-010	13
I218884	8
I218885	8
I218899	11
I218913	8
I218950	26
I219917	24
I219918	24
I219919	24
I219931-007	13
I219931-008	13
I219931-009	13
I219931-010	13
I219933 A-000	14
I219933 A-001	14
I219933 A-003	14
I219933 A-004	14
I219933 A-007	14
I219933 A-008	14
I219933 A-009	14
I219944	8
I219946	8
I219953	11

Part Number	Page No.
I211216	24
I230021	23
I230022	23
I230023	23
I230024	23
I230025	23
I230026-000	15
I230026-001	15
I230026-002	15
I230026-003	15
I230026-004	15
I230026-005	15
I230026-006	15
I230026-007	15
I230026-008	15
I230026-009	15
I230026-010	15
I230027-000	14
I230027-001	14
I230027-002	14
I230027-003	14
I230027-004	14
I230027-005	14
I230027-006	14
I230027-007	14
I230027-008	14
I230027-009	14
I230027-010	14
I230028	9
I230029	9
I230030	9
I230031	9
I230035	23
I230036	23
I230037	23
I230047	27
I230074	11
I230097	23
I230098	23
I230171	27

RYLSTATIC®

The Ultimate Concept in Firefighting Nozzles



RYLSTATIC® is the ultimate concept in firefighting nozzles. It is a patented design made by **TIPSA** as a result of continuous research and development.

RYLSTATIC® is an improved alternative to fixed bumper teeth and spinning turbine teeth that improves firefighting nozzles in the following points:

1. Less friction loss
2. Improved FOG, more uniform with smaller water droplets. Greater heat absorption.
3. Ease of maintenance
4. Solid protection shield

1. Less Friction Loss

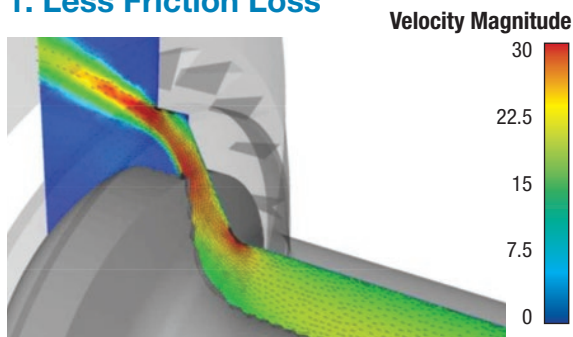


Image 1a: Velocity of Water – Spinning teeth

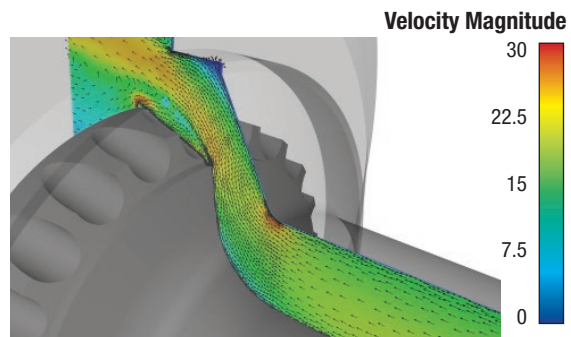


Image 1b: Velocity of Water – RYLSTATIC®

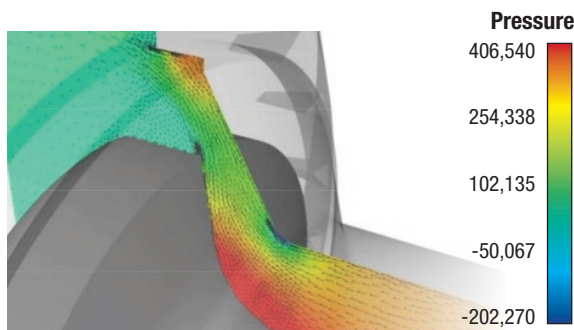


Image 2a: Static Pressure Distribution – Spinning Teeth

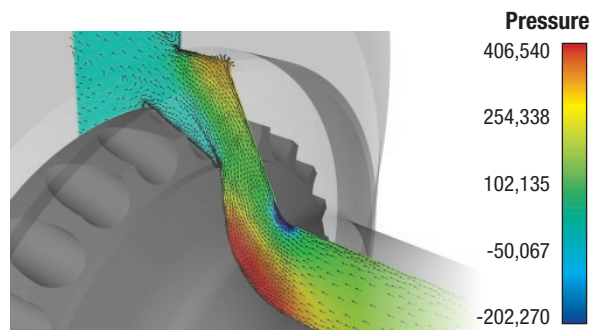


Image 2b: Static Pressure Distribution – RYLSTATIC®

2. Improved FOG, more uniform with smaller water drops. Greater rate of heat absorption.

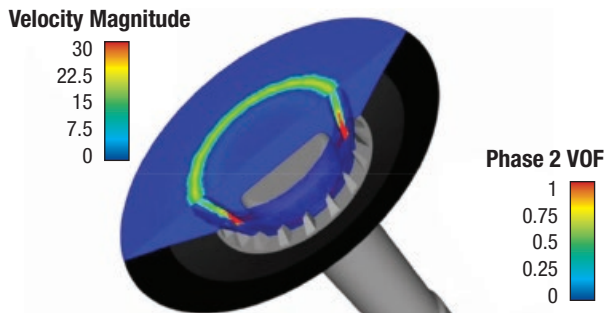


Image 3: Speed Magnitude vs Turbulence Intensity (before spinning Teeth turbine)

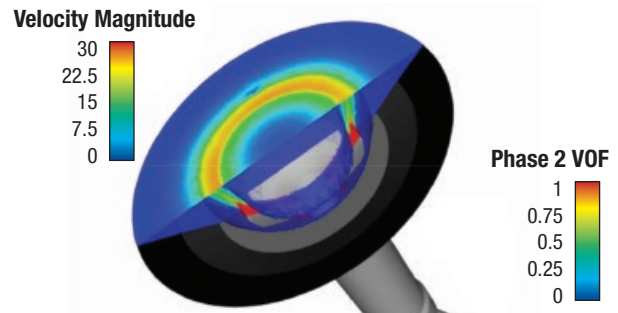


Image 4: Speed Magnitude vs Turbulence Intensity (RYLSTATIC®)

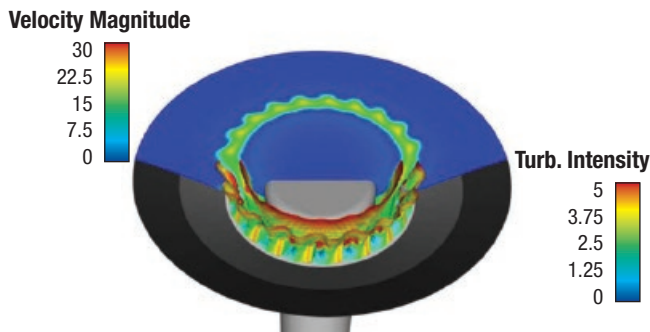


Image 5: Speed Magnitude vs Turbulence Intensity (spinning Teeth turbine)

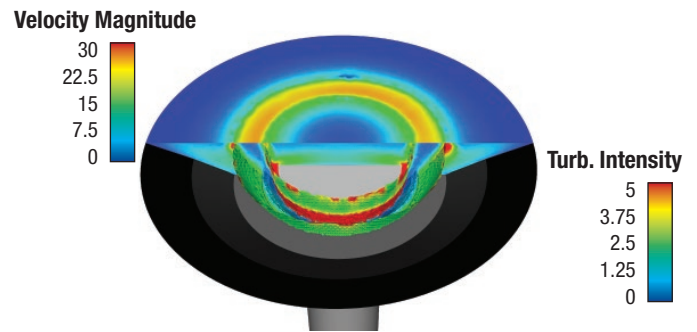


Image 6: Speed Magnitude vs Turbulence Intensity (RYLSTATIC®)

The sooner the water starts its mixture with air, the better the FOG will become. The water drops are smaller but we have maintained the effective reach of the nozzle in FOG Positions.

3. Ease of Maintenance – No spinning teeth to break.

RYLSTATIC® IS AVAILABLE IN THE
VIPER® Blue Devil®, VIPER® Attack® and VIPER® Spartan® models.

All of these nozzles have been designed and produced to meet the requirements of the National Fire Protection Association (NFPA) 1964 and the Spanish Association for Standardization (UNE) and European Standards (EN) -15182-1 and UNE EN 15182-2 Type 3.

Premium Quality Selectable Gallage Nozzle



Viper[®] Blue Devil[®]

Provide Multiple Flow Selections and Stream Patterns While Maintaining Constant Gallage with All Multiple Flow and Pattern Settings

General Applications:

- Municipal and industrial firefighting use

Construction:

- Manufactured with highest quality anodized aluminum and a long lasting protective surface to provide protection against corrosion.
- Superior quality valve with dual seat and dual drive shaft.
- The valve itself is a low maintenance product with a stainless steel ball valve (except for the 2 1/2" size which utilizes a highly engineered polymer resin ball) operated through an OPEN/CLOSE lever.

Features and Advantages:

Flow Settings – The flow rate can be set through an easy grip ring featuring preset positions. The flow ring has a raised lug to identify the maximum flow setting in low visibility conditions.

The FLUSH mode is used to ensure that any debris is flushed from the nozzle to avoid pattern disruptions or flow reductions.

Stream Pattern – The nozzle stream is adjusted by rotating the bumper giving the firefighter the widest fog pattern (Full Fog – Protection) to the narrowest fog pattern (Narrow Fog and Straight Stream). The bumper

has a raised lug to identify the Narrow Fog in low visibility conditions.

RYLSTATIC[®] Patented System – The VIPER[®] BLUE DEVIL[®] series comes standard with the innovative patented fog pattern called RYLSTATIC[®]. RYLSTATIC[®] is a system that gives you a uniform water fog with smaller water droplets and less friction loss than other traditional systems. VIPER[®] BLUE DEVIL[®] nozzles have been designed to offer a broader fog shield of protection to the firefighters. Traditional spinning teeth are available as an option on all VIPER[®] BLUE DEVIL[®] nozzles.

Shut Off Valve – The operation is smooth and constant allowing firefighters to open and close the valve easily. The valve has a dual seat and dual driven shaft to offer better performance against water hammers and to enhance its durability.

Foam Use – The VIPER[®] BLUE DEVIL[®] nozzle can be used as a foam nozzle with the addition of the optional Foam Tube. The nozzle works well with pre-mixed solutions or with inline Eductors.

Ring Markings – Markings on the flow selector ring and the pattern ring are laser engraved onto anodized aluminum to ensure they are easy to read and will not fade.

Premium Quality Selectable Gallonage Nozzle

Lot Number – Every nozzle is marked with a lot number before leaving the factory. This number can be used for traceability purposes.

Stainless Steel Inlet Screen – A stainless steel screen is mounted within the inlet to prevent material from entering the nozzle which reduces the risk of damage or failure during operation.

Inlet Options – The VIPER® BLUE DEVIL® selectable flow nozzles are available with the following standard threads:

- NST/NH Female
- NPSH/IPT Female
- BSP Female

The swivel inlet allows the nozzle to rotate continuously while connected to the hose.

Approvals and Standards – The VIPER® BLUE DEVIL® nozzle is National Fire Protection Association (NFPA) 1964 compliant and is manufactured in an ISO 9001 accredited facility. European Standards (EN) 15182-1 and EN15182-2 type 3 Certificates are available by request.

Service and Maintenance - The VIPER® BLUE DEVIL® nozzle requires minimal maintenance during operation provided the unit is regularly flushed with clean water after being used with foam or contaminated water. Service kits are also available.

1" VIPER® BLUE DEVIL®*

Nozzle Part Number	Nozzle Model	Swivel Inlet (in)	Nozzle Flow		Effective Reach		Length		Weight (each)	
			(gpm)	(lpm)	(ft)	(m)	(in)	(cm)	(lbs)	(kg)
I217637	BD550	1	5	25	52	16	8.27	21	3.75	1.70
			15	50	66	20				
			30	125	75	23				
			50	175	89	27				
I217867	BD1330	1	13	50	66	20	8.27	21	3.75	1.70
			23	90	72	22				
			30	115	79	23				
I217832	BD1560	1	15	50	66	20	8.27	21	3.75	1.70
			30	100	79	23				
			45	160	82	25				
			60	210	92	27				

*Perfect performance even at 40 bar (580 psi)

Premium Quality Selectable Gallonge Nozzle

1 1/2" VIPER[®] BLUE DEVIL[®]

Nozzle Part Number	Nozzle Model Number	Swivel Inlet (in)	Nozzle Flow		Effective Reach		Length		Weight	
			(gpm)	(lpm)	(ft)	(m)	(in)	(cm)	(lbs)	(kg)
I218913	BD3012	1 1/2	30	115	79	23	9.53	24.2	4.52	2.05
			60	230	92	27				
			95	360	115	33				
			125	465	128	37				
I218884	BD3015	1 1/2	30	115	79	23	9.53	24.2	4.52	2.05
			60	230	92	27				
			95	360	115	33				
			125	470	128	37				
			150	560	131	38				
I218885	BD7515	1 1/2	75	280	99	29	9.53	24.2	4.52	2.05
			95	360	115	33				
			125	470	128	37				
			150	560	131	38				
I219944	BD9520	1 1/2	95	360	115	33	11.00	28	6.61	3.00
			125	470	128	37				
			150	560	131	38				
			200	750	138	39				

2 1/2" VIPER[®] BLUE DEVIL[®]

Nozzle Part Number	Nozzle Model	Swivel Inlet (in)	Nozzle Flow		Effective Reach		Length		Weight (each)	
			(gpm)	(lpm)	(ft)	(m)	(in)	(cm)	(lbs)	(kg)
I218201	BD9520	2 1/2	95	360	115	33	12.99	33	7.28	3.30
			125	470	128	37				
			150	560	131	38				
			200	750	138	39				
I219946	BD12250	2 1/2	125	470	128	37	13.36	34	7.28	3.30
			150	560	131	38				
			200	750	138	39				
			250	950	144	41				

1 1/2" VIPER® BLUE DEVIL® TIP Only

Nozzle Part Number	Nozzle Model Number	Swivel Inlet (in)	Nozzle Flow		Effective Reach		Length		Weight	
			(gpm)	(lpm)	(ft)	(m)	(in)	(cm)	(lbs)	(kg)
I230031	BD3012	1 1/2	30	115	79	23	6.10	15	2.60	1.20
			60	230	92	27				
			95	360	115	33				
			125	465	128	37				
I230030	BD3015	1 1/2	30	115	79	23	6.10	15	2.60	1.20
			60	230	92	27				
			95	360	115	33				
			125	470	128	37				
			150	560	131	38				
I230029	BD7515	1 1/2	75	280	99	29	6.10	15	2.60	1.20
			95	360	115	33				
			125	470	128	37				
			150	560	131	38				
I230028	BD9520	1 1/2	95	360	115	33	7.60	19.3	4.20	1.90
			125	470	128	37				
			150	560	131	38				
			200	750	138	39				

The innovative RYLSTATIC® System is patented technology.



Premium Quality Selectable Gallonage Nozzle



Viper® ATTACK®

General Applications:

Versatile light weight selectable flow nozzles for Municipal and Industrial firefighting use

Construction:

- Manufactured with highest quality anodized aluminum and a long lasting protective surface to provide protection against corrosion.
- Superior quality valve with dual seat and dual drive shaft.
- The valve itself is low maintenance with a stainless steel ball valve operated through an OPEN/CLOSE handle.

Features and Advantages:

Flow Settings – The flow rate can be set through an easy grip ring featuring preset positions. The flow ring has a raised lug to identify the maximum flow setting in low visibility conditions.

The FLUSH mode is used to ensure that any debris is flushed from the nozzle to avoid pattern disruptions or flow reductions

Stream Pattern – The nozzle stream is adjusted by rotating the bumper giving the firefighter the widest fog pattern (Full Fog – Protection) to the narrowest fog pattern (Narrow Fog and Straight Stream). The bumper has a raised lug to identify the Narrow Fog in low visibility conditions.

RYLSTATIC® Patented System – The VIPER® ATTACK® series comes standard with the innovative patented fog pattern called RYLSTATIC®.

RYLSTATIC® is a system that gives you a uniform water fog with smaller water droplets and less friction loss than other traditional systems. VIPER® ATTACK® nozzles are designed to operate with a wider fog shield of protection for the firefighter.

Shut Off Valve – The operation is smooth and constant allowing firefighters to open and close the valve easily. The valve has a dual seat and dual driven shaft to offer better performance against water hammer and to enhance its durability.

Foam Use – The VIPER® ATTACK® nozzle can be used as an aspirating foam nozzle with the addition of the optional foam tube. The nozzle works well with pre-mixed solutions or with inline eductors.

Ring Markings – Markings on the flow selector ring and the pattern ring are laser engraved onto anodized aluminum that are easy to read and will not fade.

Lot Number – Every nozzle is marked with a lot number before leaving the factory. This number can be used for traceability purposes.

Stainless Steel Inlet Screen – A stainless steel screen is mounted within the inlet to prevent materials from entering the nozzle, which reduces the risk of damage or failure during operation.

Premium Quality Selectable Gallonage Nozzle

Inlet Options – The VIPER® ATTACK® selectable flow nozzles are available with the following standard threads:

- NST/NH Female
- NPSH/IPT Female
- BSP Female

The swivel inlet allows the nozzle to rotate continuously while connected to the hose.

Approvals and Standards - The VIPER® ATTACK® nozzle is National Fire Protection Association (NFPA) 1964 compliant and is manufactured in an ISO9001 accredited facility. European Standards (EN) 15182-1 and EN15182-2 type 3 Certificates are available by request.

Service and Maintenance – The VIPER® ATTACK® nozzle requires minimal maintenance during operation provided the unit is regularly flushed with clean water after being used with foam or contaminated water. Service kits are also available.



Nozzle Part Number	Nozzle Model Number	Swivel Inlet (In)	Length		Nozzle Flow		Effective Reach		Attach. Foam Tube	Weight (each)	
			(in)	(cm)	(gpm)	(lpm)	(ft)	(m)		(lbs)	(kg)
I218899	VA550	1*	7.87	20	5	25	52	16	CEP VA 1"	3.02	1.37
					15	50	66	20			
					30	125	79	24			
					50	175	85	26			
I219953	VA1560	1*	7.87	20	15	50	66	20	CEP VA 1"	3.02	1.37
					30	100	75	23			
					45	160	82	25			
					60	200	89	27			
I230074	VA3012	1 1/2	9.37	23.8	30	115	79	23	CEP VA 1 1/2"	4.29	1.95
					60	230	92	27			
					95	360	115	33			
					125	465	128	37			

*Perfect performance even at 580 psi (40 bar)

The Effective Reach measured in feet is at 100 PSI, while the effective reach measured in meters is at 6 Bar (85 PSI). The RYLSTATIC® System is a low maintenance system.



Patented Rylstatic® Technology

The ultimate concept in firefighting nozzles!

Fixed Orifice, Lightweight, Constant Flow
Fire Hose Nozzle



Viper® SPARTAN®

General Applications:

- Versatile, easy to use and available in four models with over 40 flow and pressure configurations to meet any demand
- Created for the extremes of today's firefighting

Construction:

- Lightweight, hard coat anodized aluminum.
- Durable construction provides low maintenance with no spinning teeth to break.
- Raised protective rubber bumper lug for easy pattern identification.
- Full-time rocker lug swivel with ergonomic pistol grip.

Features and Advantages:

RYLSTATIC® Patented System – The VIPER® SPARTAN® series comes standard with the innovative patented fog pattern called RYLSTATIC®.

RYLSTATIC® is a system that gives you a uniform water fog with smaller water droplets and less friction loss than other traditional systems.

VIPER® SPARTAN® nozzles are designed to operate with a wider fog shield of protection for the firefighter.

Excellent Stream Performance – at a variety of pressures ranging from 50 PSI (3.5 bar) to 100 PSI (7 bar)

Approvals and Standards – The VIPER® SPARTAN® nozzle is National Fire Protection Association (NFPA) 1964 compliant and is manufactured in an ISO 9001 accredited facility. European Standards (EN) 15182-1 and EN15182-2 type 3 Certificates are available by request.

Warranty – 5-year warranty.



Patented Rylstatic® Technology

The ultimate concept in firefighting nozzles!

Fixed Orifice, Lightweight, Constant Flow
Fire Hose Nozzle

Viper® Spartan® 25 (1")

Nozzle Part Number	Nozzle Model Number	Swivel Inlet (In)	50 PSI (gpm)	75 PSI (gpm)	6 BAR (lpm)	100 PSI (gpm)	Weight (each)	
							(lbs)	(kg)
I219931-007	VS25	1			19	5	2.72	1.23
I219931-008	VS25	1			50	15	2.72	1.23
I219931-009	VS25	1			150	30	2.72	1.23
I219931-010	VS25	1			250	60	2.72	1.23

Viper® Spartan® 95 (1 1/2")

Nozzle Part Number	Nozzle Model Number	Swivel Inlet (In)	50 PSI (gpm)	75 PSI (gpm)	6 BAR (lpm)	100 PSI (gpm)	Weight (each)	
							(lbs)	(kg)
I218839-000	VS95	1 1/2	60				3.53	1.60
I218839-001	VS95	1 1/2	75				3.53	1.60
I218839-002	VS95	1 1/2	95				3.53	1.60
I218839-003	VS95	1 1/2		60			3.53	1.60
I218839-004	VS95	1 1/2		75			3.53	1.60
I218839-005	VS95	1 1/2		95			3.53	1.60
I218839-006	VS95	1 1/2		125			3.53	1.60
I218839-007	VS95	1 1/2			250	60	3.53	1.60
I218839-008	VS95	1 1/2			360	75	3.53	1.60
I218839-009	VS95	1 1/2			400	95	3.53	1.60
I218839-010	VS95	1 1/2			500	125	3.53	1.60

Viper® Spartan® 150 (1 1/2")

Nozzle Part Number	Nozzle Model Number	Swivel Inlet (In)	50 PSI (gpm)	75 PSI (gpm)	6 BAR (lpm)	100 PSI (gpm)	Weight (each)	
							(lbs)	(kg)
I218847-000	VS150	1 1/2	95				4.96	2.25
I218847-001	VS150	1 1/2	125				4.96	2.25
I218847-002	VS150	1 1/2	150				4.96	2.25
I218847-003	VS150	1 1/2		95			4.96	2.25
I218847-004	VS150	1 1/2		125			4.96	2.25
I218847-005	VS150	1 1/2		150			4.96	2.25
I218847-006	VS150	1 1/2		175			4.96	2.25
I218847-007	VS150	1 1/2			500	125	4.96	2.25
I218847-008	VS150	1 1/2			550	150	4.96	2.25
I218847-009	VS150	1 1/2			650	175	4.96	2.25
I218847-010	VS150	1 1/2			750	200	4.96	2.25

**Fixed Orifice, Lightweight, Constant Flow
Fire Hose Nozzle**

Viper® Spartan® 300 (2 1/2")

Nozzle Part Number	Nozzle Model Number	Swivel Inlet (In)	50 PSI (gpm)	75 PSI (gpm)	6 BAR (lpm)	100 PSI (gpm)	Weight (each)	
							(lbs)	(kg)
I219933 A-000	VS300	2 1/2	200				5.73	2.60
I219933 A-001	VS300	2 1/2	250				5.73	2.60
I219933 A-003	VS300	2 1/2		200			5.73	2.60
I219933 A-004	VS300	2 1/2		250			5.73	2.60
I219933 A-007	VS300	2 1/2			750	200	5.73	2.60
I219933 A-008	VS300	2 1/2			940	250	5.73	2.60
I219933 A-009	VS300	2 1/2			1030	275	5.73	2.60

Viper® Spartan® 95 (1 1/2") Tip Only

Nozzle Part Number	Nozzle Model Number	Swivel Inlet (In)	50 PSI (gpm)	75 PSI (gpm)	6 BAR (lpm)	100 PSI (gpm)	Weight (each)	
							(lbs)	(kg)
I230027-000	VS95	1 1/2	60				2.10	0.95
I230027-001	VS95	1 1/2	75				2.10	0.95
I230027-002	VS95	1 1/2	95				2.10	0.95
I230027-003	VS95	1 1/2		60			2.10	0.95
I230027-004	VS95	1 1/2		75			2.10	0.95
I230027-005	VS95	1 1/2		95			2.10	0.95
I230027-006	VS95	1 1/2		125			2.10	0.95
I230027-007	VS95	1 1/2			250	60	2.10	0.95
I230027-008	VS95	1 1/2			360	75	2.10	0.95
I230027-009	VS95	1 1/2			400	95	2.10	0.95
I230027-010	VS95	1 1/2			500	125	2.10	0.95

Viper® Spartan® 150 (1 1/2") Tip Only

Nozzle Part Number	Nozzle Model Number	Swivel Inlet (In)	50 PSI (gpm)	75 PSI (gpm)	6 BAR (lpm)	100 PSI (gpm)	Weight (each)	
							(lbs)	(kg)
I230026-000	VS150	1 1/2	95				3.20	1.45
I230026-001	VS150	1 1/2	125				3.20	1.45
I230026-002	VS150	1 1/2	150				3.20	1.45
I230026-003	VS150	1 1/2		95			3.20	1.45
I230026-004	VS150	1 1/2		125			3.20	1.45
I230026-005	VS150	1 1/2		150			3.20	1.45
I230026-006	VS150	1 1/2		175			3.20	1.45
I230026-007	VS150	1 1/2			500	125	3.20	1.45
I230026-008	VS150	1 1/2			550	150	3.20	1.45
I230026-009	VS150	1 1/2			650	175	3.20	1.45
I230026-010	VS150	1 1/2			750	200	3.20	1.45

High Performance Nozzles with Multiple Gallonage Flows



Viper[®] SG[™]

General Applications:

Versatile light weight selectable flow nozzles for municipal and industrial firefighting use

Construction:

- Extruded E-Lite alloy, lightweight, hard coated and durable.
- Durable polymer shut-off handles.
- Polyamide fiber reinforced spinning teeth.

Features and Advantages:

- Constant gallonage in all positions and flows.
- 4 gallonage selection ring, without pattern changes.
- Flush without shutting nozzle down.
- Designed for use with foam eductors and CEP foam tubes.

Approvals and Standards – The VIPER[®] SG[™] nozzle is National Fire Protection Association (NFPA) 1964 compliant and is manufactured in an ISO 9001 accredited facility. European Standards (EN) 15182-1 and EN15182-2 type 3 Certificates are available by request.

Viper[®] SG[™] Nozzles

Nozzle Part Number	Nozzle Model Number	Swivel Inlet (In)	Nozzle Flow		Length		Weight (each)	
			(gpm)	(lpm)	(in)	(cm)	(lbs)	(kg)
I217408	SG540MOP NST	1	5	19	7.87	20	3.44	1.56
			10	37				
			25	90				
			40	150				
I210426	SG1560 NPSH	1	15	50	7.87	20	3.44	1.56
			30	125				
			50	200				
I210425	SG1560 NST	1	60	230	7.87	20	3.44	1.56
			15	50				
			30	125				
			50	200				
			60	230				

High Performance Nozzles with Multiple Gallonge Flows

Viper® SG™ Nozzles (continued)

Nozzle Part Number	Nozzle Model Number	Swivel Inlet (In)	Nozzle Flow		Length		Weight (each)	
			(gpm)	(lpm)	(in)	(cm)	(lbs)	(kg)
I210431	SG3012 NPSH	1 1/2	30	115	8.85	22	4.30	1.95
			60	230				
			95	360				
			125	475				
I210430	SG3012 NST	1 1/2	30	115	8.85	22	4.30	1.95
			60	230				
			95	360				
			125	475				
I210435	SG7515 NST	1 1/2	75	265	8.85	22	4.30	1.95
			100	380				
			125	500				
			150	600				
I210443	SG9520 NST	1 1/2	95	360	11.20	28	6.57	2.98
			125	475				
			150	600				
			200	800				
I210444	SG12250 NST	2 1/2	125	500	12.80	33	7.30	3.31
			150	600				
			200	800				
			250	1000				

Viper® SG™ Tip Only

Nozzle Part Number	Nozzle Model Number	Swivel Inlet (In)	Nozzle Flow		Length		Weight (each)	
			(gpm)	(lpm)	(in)	(cm)	(lbs)	(kg)
I210451	SG3012 NST	1 1/2	30	115	6.10	15	2.80	1.27
			60	230				
			95	360				
			125	475				
I210454	SG9520 NST	1 1/2	95	360	8.60	22	3.80	1.72
			125	475				
			150	600				
			200	800				
I210456	SG12250 NST	1 1/2	125	475	8.60	22	3.80	1.72
			150	600				
			200	800				
			250	1000				

Heavy-Duty, Professional Constant Gallonage Nozzles



Viper® CG™

General Applications:

- Ideal for use in demanding fireground applications

Construction:

- Extruded E-Lite alloy, lightweight, hard coated and durable.
- Durable polymer shut-off handles.
- Polyamide fiber reinforced spinning teeth.

Features and Advantages:

- Constant gallonage in all positions.
- Flush without shutting down nozzle.
- Two-part rubber bumpers provide maximum protection and easier grip.

Approvals and Standards – The VIPER® CG™ nozzle is National Fire Protection Association (NFPA) 1964 compliant and is manufactured in an ISO 9001 accredited facility. European Standards (EN) 15182-1 and EN15182-2 type 3 Certificates are available by request.

Nozzle Part Number	Nozzle Model Number	Swivel Inlet (In)	Nozzle Flow		Length		Weight (each)	
			(gpm)	(lpm)	(in)	(cm)	(lbs)	(kg)
I210477	CG1550 NST	1	30	115	9.25	23	3.46	1.57
I210480	CG2510 NST	1 1/2	95	360	9.84	25	4.54	2.06
I210482	CG5016 NST	1 1/2	125	475	9.84	25	4.45	2.02
I211173	CG8020 NPSH	1 1/2	200	800	11.20	28	6.40	2.90
I210486	CG8020 NST	1 1/2	200	800	11.20	28	6.40	2.90
I210487	CG8020 NST	2 1/2	200	800	13.00	33	7.20	3.26



Viper® FT™

General Applications:

- Ideal for use in demanding fireground applications

Construction:

- Extruded E-Lite alloy, lightweight, hard coated and durable.
- Durable polymer shut-off handles.
- Polyamide fiber reinforced spinning teeth.

Features and Advantages:

- Constant gallonage in all positions.
- Flow ranges from 15 to 200 gpm in 4 models of nozzles.
- BIMATIC system which ensures optimal operating pressure.
- Flush without shutting down nozzle.
- Two-part rubber bumpers provide maximum protection and easier grip.

Approvals and Standards – The VIPER® FT™ nozzle is National Fire Protection Association (NFPA) 1964 compliant and is manufactured in an ISO 9001 accredited facility. European Standards (EN) 15182-1 and EN15182-2 type 3 Certificates are available by request.

Nozzle Part Number	Nozzle Model Number	Swivel Inlet (In)	Nozzle Flow		Length		Weight (each)	
			(gpm)	(lpm)	(in)	(cm)	(lbs)	(kg)
I210458	FT1550 NST	1	15-50	60-200	9.25	23	3.55	1.61
I210461	FT2510 NST	1 1/2	25-100	100-400	9.84	25	4.54	2.06
I210464	FT5016 NST	1 1/2	50-160	200-600	9.80	25	4.54	2.06
I210469	FT8020 NST	1 1/2	80-200	300-800	11.20	28	6.50	2.95
I210471	FT8020 NST	2 1/2	80-200	300-800	13.00	33	7.30	3.31

The Nozzles That Get You to the Seat of the Fire



Viper® BORE NOZZLE

Viper fire suppression from Kuriyama Fire Products.

General Applications:

The VIPER® Bore Nozzle is the combination of a VIPER® Bore Tip and a VIPER® Shut-Off for effective fire suppression.

Construction:

- Lightweight hard coat anodized aluminum

Features and Advantages:

- Combine with the Viper Ball Valve with Dual Seat and Dual Driven Shaft for superior firefighting solutions.
- Concentrated water flow while using lower pressures.
- Several sizes and orifices available.
- Select the nozzle tip size to meet your individual needs.

Viper® BORE TIP

Provide Flow Discharge at Different Pressures

Construction:

- All VIPER® Bore Tip models use standard NH inlet threads.

Features and Advantages:

- **VIPER® Bore Tip Flow Markings** - Flow markings on the VIPER® Bore Tip are laser engraved onto hard coat anodized aluminum that are easy to read and will not fade.

Approvals and Standards – The VIPER® Bore Tip is National Fire Protection Association (NFPA) 1964 compliant and is manufactured in an ISO 9001 accredited facility. European Standards (EN) 15182-1 and EN15182-2 type 3 Certificates are available by request.

Approvals and Standards – The VIPER® Bore Nozzle is National Fire Protection Association (NFPA) 1964 compliant and is manufactured in an ISO 9001 accredited facility. European Standards (EN) 15182-1 and EN15182-2 type 3 Certificates are available by request.

Service and Maintenance:

The VIPER® Bore Nozzles require minimal maintenance during operation provided the unit is regularly flushed with clean water after being used with contaminated water. Service kits are also available.



The Nozzles That Get You to the Seat of the Fire

Viper® BORE TIP

VIPER® Bore Tip Flow Discharge at Different Pressures:

Bore Size (in)	Water Flow Discharge							
	at 50 psi (3.4 bar)		at 75 psi (5.2 bar)		at 80 psi (5.5 bar)		at 100 psi (6.9 bar)	
	gpm	lpm	gpm	lpm	gpm	lpm	gpm	lpm
3/8	30	114	36	136	37	140	42	159
1/2	53	200	64	242	66	250	74	280
5/8	82	310	101	382	104	394	116	439
3/4	118	447	145	549	149	564	167	632
7/8	161	609	197	746	203	768	227	859
15/16	185	700	226	856	234	886	261	988
1	210	795	257	973	266	1,007	297	1,124
1 1/16	237	897	290	1,098	300	1,136	335	1,268
1 1/8	266	1,007	326	1,234	336	1,272	376	1,423
1 1/4	328	1,242	402	1,522	415	1,571	464	1,756



Part Number	Type	Inlet (in)	Bore Size (Orifice)		Length		Weight (each)	
			(in)	(mm)	(in)	(mm)	(lbs)	(kg)
I218647	Adapter Bore	1 1/2 x 1 1/2	15/16	23.8	2 3/4	7.0	0.85	0.39
I218674	Plain Tip	1	3/8	9.5	4 1/3	11.0	0.50	0.23
I218675		1	1/2	12.7	4 1/3	11.0	0.50	0.23
I218646		1	5/8	15.9	4 1/3	11.0	0.50	0.23
I218677		1 1/2	5/8	15.9	3 3/4	9.5	0.60	0.27
I218676		1 1/2	3/4	19.1	3 3/4	9.5	0.60	0.27
I218649		1 1/2	7/8	22.2	3 3/4	9.5	0.60	0.27
I218678		1 1/2	15/16	23.8	3 3/4	9.5	0.60	0.27
I218668		1 1/2	3/4	19.1	5	12.7	0.80	0.36
I218669	1 1/2	7/8	22.2	5	12.7	0.80	0.36	
I218670	Smooth Bore Tip	1 1/2	15/16	23.8	5	12.7	0.80	0.36
I218671		1 1/2	1	25.4	5	12.7	0.80	0.36
I218672		1 1/2	1 1/16	27.0	5	12.7	0.80	0.36
I218644		1 1/2	1 1/8	28.6	5	12.7	0.80	0.36
I218673		1 1/2	1 1/4	31.8	5	12.7	0.80	0.36
I218691	Dual Stacked Tip	1 1/2	15/16 & 1/2	23.8 & 12.7	6 1/2	16.5	0.70	0.27

The Nozzles That Get You to the Seat of the Fire

Viper® SHUT OFF

General Applications:

The VIPER® Shut-Off can be used with any VIPER® Bore Tip for effective fire suppression

Construction:

- The VIPER® Shut-Off has a dual seat and dual driven shaft to offer better performance against water hammer and to enhance its durability.
- The VIPER® Shut-Off is a low maintenance product with a highly engineered polymer resin or stainless steel ball valve operated through an OPEN/CLOSE handle.

Features and Advantages:

- **The VIPER® Shut-Off** - The operation is smooth and constant allowing firefighters to open and close the valve easily.
- **VIPER® Shut-Off Stainless Steel Inlet Screen** - A stainless steel screen is mounted within the inlet to prevent materials from entering the nozzle to reduce the risk of damage or failure during operation.
- **VIPER® Shut-Off Inlet Options** - The VIPER® Shut-Off are available with the following standard threads: NST/NH Female, NPSH/IPT Female, and BSP Female.
- **Swivel inlets** – Full-time swivel inlets are provided.
- **VIPER® Shut-Off Lot Number** - Each VIPER® Shut-Off is marked with a lot number for ease of tracking.

Approvals and Standards – The VIPER® Shut Off is National Fire Protection Association (NFPA) 1964 compliant and is manufactured in an ISO 9001 accredited facility. European Standards (EN) 15182-1 and EN15182-2 type 3 Certificates are available by request.



The Nozzles That Get You to the Seat of the Fire

Viper® SHUT OFF

VIPER® Shut Off (with Pistol Grip) Dual Seat

Nozzle Part Number	Shutoff Model Number	Inlet Female – Outlet Male		Thread	Bore Size (Orifice)		Waterway Size (in)	Weight (each)	
		(in)	(mm)		(in)	(mm)		(lbs)	(kg)
I218220	BD1560	1 - 1	25 - 25	NH	1	25.4	1	2.16	0.98
I218222	BD1560	1 - 1	25 - 25	NPSH	1	25.4	1	2.16	0.98
I218251	BD3012	1 1/2 - 1 1/2	38 - 38	NH	1	25.4	1	2.30	1.04
I218223	BD3012	1 1/2 - 1 1/2	38 - 38	NPSH	1	25.4	1	2.30	1.04
I230023	VSB70	1 1/2 - 1 1/2	38 - 38	NH	1	25.4	1 3/8	3.38	1.53
I230024	VSB70	1 1/2 - 1 1/2	38 - 38	NH	7/8	22.2	1 3/8	3.38	1.53
I230025	VSB70	1 1/2 - 1 1/2	38 - 38	NH	15/16	23.8	1 3/8	3.38	1.53

VIPER® Shut Off (without Pistol Grip) Dual Seat

Nozzle Part Number	Shutoff Model Number	Inlet Female – Outlet Male		Thread	Bore Size (Orifice)		Waterway Size (in)	Weight (each)	
		(in)	(mm)		(in)	(mm)		(lbs)	(kg)
I230021	BD1560	1 - 1	25 - 25	NH	1	25.4	1	2.00	0.90
I230022	BD3012	1 1/2 - 1 1/2	38 - 38	NH	1	25.4	1	2.10	0.95
I230035	VSB70	1 1/2 - 1 1/2	38 - 38	NH	1	25.4	1 3/8	2.90	1.32
I230036	VSB70	1 1/2 - 1 1/2	38 - 38	NH	7/8	22.2	1 3/8	2.90	1.32
I230037	VSB70	1 1/2 - 1 1/2	38 - 38	NH	15/16	23.8	1 3/8	3.00	1.36
I230097	VSB70	2 1/2 - 1 1/2	63.5 - 38	NH	1 1/8	28.6	1 3/8	3.00	1.36
I230098	VSB70	2 1/2 - 1 1/2	63.5 - 38	NH	1 3/8	34.9	1 3/8	3.00	1.36



ADAPTER BORE



PLAIN TIP



SMOOTH BORE TIP



DUAL STACKED TIP

The Nozzles That Get You to the Seat of the Fire

Viper® SHUT OFF

VIPER® Shut Off (with Pistol Grip) Single Seat

Nozzle Part Number	Shutoff Model Number	Inlet Female – Outlet Male		Thread	Bore Size (Orifice)		Waterway Size (in)	Weight (each)	
		(in)	(mm)		(in)	(cm)		(lbs)	(kg)
I210561	VB1560	1 - 1	25 - 25	NH	1	25.4	1	2.16	0.98
I210562	VB1560	1 - 1	25 - 25	NPSH	1	25.4	1	2.16	2.16
I210564	VB3012	1 1/2 - 1 1/2	38 - 38	NH	1	25.4	1	2.30	1.04
I210565	VB3012	1 1/2 - 1 1/2	38 - 38	NPSH	1	25.4	1	2.30	1.04
I211275	VB3012	1 1/2 - 1 1/2	38 - 38	NPSH X NH	1	25.4	1 3/8	3.38	1.53
I210569	VB9520	1 1/2 - 1 1/2	38 - 38	NH	3/8	25.4	1 3/8	3.70	1.68
I217924	VB9520	1 1/2 - 1 1/2	38 - 38	NPSH X NPSH	1	25.4	1 3/8	3.70	1.68
I210570	VB9520	2 1/2 - 1 1/2	63.5 - 38	NH	1	25.4	1 3/8	4.10	1.86
I219919	VB9520	1 1/2 - 1 1/2	38 - 38	NH	7/8	22.2	1 3/8	4.20	1.91
I219918	VB9520	1 1/2 - 1 1/2	38 - 38	NH	15/16	23.8	1 3/8	4.20	1.91
I219917	VB9520	1 1/2 - 1 1/2	38 - 38	NH	1	25.4	1 3/8	4.20	1.91

VIPER® Shut Off (without Pistol Grip) Single Seat

Nozzle Part Number	Shutoff Model Number	Inlet Female – Outlet Male		Thread	Bore Size (Orifice)		Waterway Size (in)	Weight (each)	
		(in)	(mm)		(in)	(mm)		(lbs)	(kg)
I211216	VB1560	1 - 1	25 - 25	NH	1	25.4	1	1.70	0.77
I211355	VB1560	1 - 1	25 - 25	NH	1	25.4	1	1.70	0.77
I210566	VB3012	1 1/2 - 1 1/2	38 - 38	NH	1	25.4	1	1.80	0.82
I210595	VB3012	1 1/2 - 1 1/2	38 - 38	NH	1	25.4	1	1.80	0.82

VIPER® Shut Off Playpipe Single Seat

Nozzle Part Number	Shutoff Model Number	Inlet Female – Outlet Male		Thread	Bore Size (Orifice)		Waterway Size (in)	Weight (each)	
		(in)	(mm)		(in)	(mm)		(lbs)	(kg)
I211325	PLAYPIPE	2 1/2 - 1 1/2	63.5 - 38	NH	1 9/16	38.1	1 1/2	6.30	2.86

Heavy-Duty, Inexpensive Nozzles,
Ideal for In-Plant Protection



Viper[®] ST[™]

General Applications:

Industrial and municipal fire protection

Construction:

- Extruded E-Lite alloy, lightweight and durable.
- Massive protective rubber bumpers.
- Polyamide fiber reinforced spinning teeth.

Features and Advantages:

- Shut-off, straight stream, narrow fog and wide fog settings.
- Low expansion foam tube attachment available.

Approvals and Standards – The VIPER[®] ST[™] is National Fire Protection Association (NFPA) 1964 compliant and is manufactured in an ISO 9001 accredited facility. European Standards (EN) 15182-1 and EN15182-2 type 3 Certificates are available by request.

VIPER[®] ST Nozzles

Nozzle Part Number	Nozzle Model Number	Swivel Inlet (In)	Nozzle Flow		Length		Weight (each)	
			(gpm)	(lpm)	(in)	(cm)	(lbs)	(kg)
I210528	ST2510PV NPSH	1 1/2	95	360	10.60	27	3.27	1.48
I210527	ST2510PV NST	1 1/2	95	360	10.60	27	3.27	1.48

VIPER[®] ST Tips Only

Nozzle Part Number	Nozzle Model Number	Swivel Inlet (In)	Nozzle Flow		Length		Weight (each)	
			(gpm)	(lpm)	(in)	(cm)	(lbs)	(kg)
I210511	ST2510V NST	1 1/2	95	360	5.30	13	1.30	0.59
I210515	ST5016V NST	1 1/2	125	475	5.30	13	1.30	0.59

Multi-Purpose Nozzles



Viper® VTE™

General Applications:

- General plant wash-down service
- Dust control
- Wildland firefighting

Construction:

- Composite housing with brass stem and rubber bumper.
- Female NST or NPSH threads.
- Fixed teeth.
- Available in Red or Black colors.

Features and Advantages:

- **Adjustable Flow Control** – Twisting nozzle adjusts spray pattern from full stream to misting fog.
- **Impact Resistant** – Rubber bumpers protect nozzle from damage if dropped or dragged.
- **Lightweight** – Compact design reduces worker fatigue.

Approvals and Standards – The VIPER® VTE™ is National Fire Protection Association (NFPA) 1964 compliant and is manufactured in an ISO 9001 accredited facility. European Standards (EN) 15182-1 and EN15182-2 type 3 Certificates are available by request.

Nozzle Part Number	Nozzle Model Number	Rigid Inlet (In)	Color	Nozzle Flow		Length		Weight (each)	
				(gpm)	(lpm)	(in)	(cm)	(lbs)	(kg)
I150006C	VTE-1550	1 NST	Red	30	125	5.30	13	0.44	0.20
I150004C	VTE-1550	1 NPSH	Red	30	125	5.30	13	0.44	0.20
I150005C	VTE-1550	1 NST	Black	30	125	5.30	13	0.44	0.20
I150034	VTE-2510	1 1/2 NST	Red	95	360	5.90	15	0.66	0.30
I218950	VTE-2510	1 1/2 NPSH	Red	95	360	5.90	15	0.66	0.30
I150015	VTE-2510	1 1/2 NST	Black	95	360	5.90	15	0.66	0.30

Heavy-Duty, Inexpensive Nozzles



Viper® STI™

General Applications:

- Municipal and industrial fire protection
- Wildland Firefighting

Construction:

- Extruded E-Lite alloy, lightweight and durable.
- Molded rubber teeth.

Features and Advantages:

- Constant gallonage in all positions; straight stream, narrow fog and wide fog settings.
- Raised lug to indicate 30° fog (narrow fog).
- Flush without shutting down nozzle.
- Low expansion foam tube attachment available.
- Twist shutoff to straight stream to fog.

Approvals and Standards – The VIPER® STI™ is National Fire Protection Association (NFPA) 1964 compliant and is manufactured in an ISO 9001 accredited facility. European Standards (EN) 15182-1 and EN15182-2 type 3 Certificates are available by request.

Nozzle Part Number	Nozzle Model Number	Rigid Inlet (In)	Nozzle Flow		Length		Weight (each)	
			(gpm)	(lpm)	(in)	(cm)	(lbs)	(kg)
I230047	STI30V NST	1	30	110	5.30	13	1.17	0.53
I230171	STI30V NPSH	1	30	110	5.30	13	1.17	0.53

GENFO Evo Quick-Connect

Premium Quality Flexible Fire Extinguisher Backpack



GENFO Evo Quick-Connect

- 5 gallons (19 L) flexible backpack water extinguisher
- Thermo-welded canvas flame retardant M2 tank
- Excellent to control, mop up and extinguish grass, brush and forest fires
- No leak Quick-Connect system — plug and unplug in one easy action



Capacity – 5 gallons (19 lts)

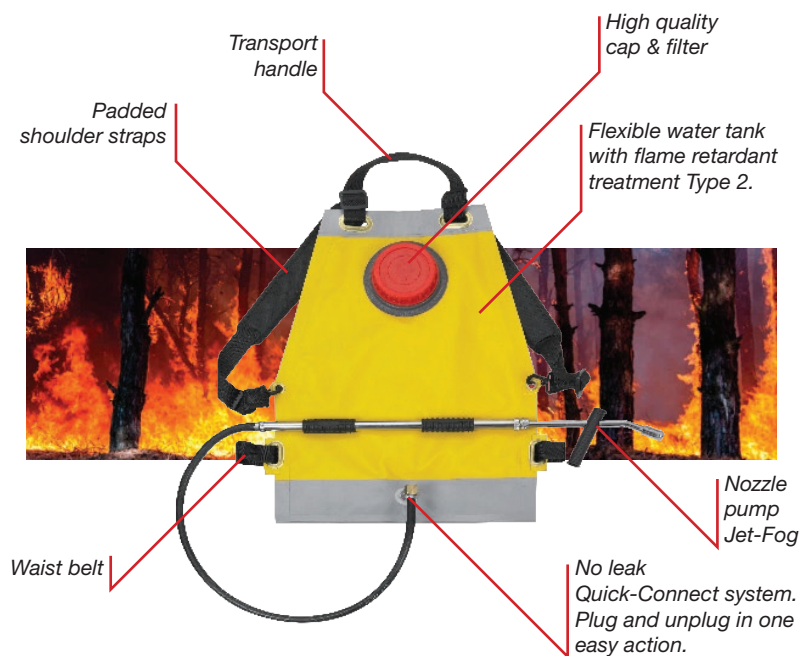
Construction – Thermo-welded flexible water tank, made of PVC-coated polyester fabric with a 2.03 oz/sq (620 g/m²) flame retardant protective treatment. Durable collapsible reservoir lacquered on both sides. Flexible horizontal baffle inside to reduce shifting. Thermo welded seams for strength and durability. Ideal where a fireproof fabric is needed.

Color – Bright Yellow is the standard color

Dimensions – 19.3 x 25.6 inch (490 x 650 mm)

Inlet Diameter – Large 3.94 inch (100 mm) polymer cap for easy refill

Weight – 4.4 lb (2kg)



Premium Quality Flexible Fire Extinguisher Backpack

Nozzle

Pump-Nozzle Action – Two stroke piston hand pump nozzle made of chrome plated brass with stainless steel filter on suction inlet. The nozzle tip adjusts from straight stream (jet) to spray (fog). Easy ‘no tool’ maintenance.

Effective Reach –

Straight stream: > 40 ft (12m)

Fog: > 10 ft (3m)

Flow – 0.03 Gal. (120cc) / stroke



Accessories (not included)



Foam Tube (expansion ratio 1:8)



Polyamide pack for storage & transport

GENFO™ EVO Quick-Connect

Backpack Part Number	Backpack Model Number	Nozzle Flow	Size	Weight (each)	
				(lbs)	(kg)
I200547	EVO QC	0.03 gpm	19.3 x 25.6 inches	4.40	2.00
I200008	Foam Tube	1:8 exp. ratio	12 inches length	0.20	0.09

Cautionary Statement

All Products sold and distributed by the Kuriyama Fire Products division of Kuriyama of America, Inc. are commodities and are sold based on each product's ability to perform within its published specifications. The Products are not sold for particular purposes, uses or applications. Purchasers and users are solely responsible for determining whether the Products are suitable for the purchaser's and user's intended purposes, uses or applications. Purchasers and users should conduct their own engineering studies or tests, or retain qualified engineers, consultants or testing laboratories in order to determine whether the Products are suitable or proper for any intended purposes, uses or applications.

Purchasers and users shall follow all instructions contained in KFP's catalogs, brochures, technical bulletins and other documents regarding the Products. The Products, including any hoses, tubing or couplings, may fail due to the use or conveyance of substances at elevated or lowered temperatures or at excessive pressure, the conveyance of abrasive, injurious, flammable, explosive or damaging substances.

Hose or tubing used in bent configurations will be subjected to increased abrasion. Hose clamps or couplings may loosen after initial installation and all sections of hose and tubing including connections, couplings, clamps, conductivity and bonding should be inspected frequently, regularly and consistently, and should be replaced, adjusted or re-tightened to avoid leakage, prevent personal injury or property damage, and for general safety purposes.

Purchasers or users of the Products should frequently and consistently inspect the Products, including examining the tube and cover, conditions of the hose or tubing, and identifying, repairing or replacing all sections showing cracking, blistering, separations, internal or external abrasions, leaking or slipped couplings or connections, followed by conducting a proper proof test.

Kuriyama Fire Products Limited Warranty

Kuriyama Fire Products conform to NFPA standards. KFP warrants to the purchasers of its Products that the following KFP hoses will be free from defects in material and workmanship for ten (10) years from the date of sale by KFP: Jafrib, JAFx4, ARMTEX One, ARMTEX HP, double jacket ARMTEX Attack, Attack Lite, Jaflite HD, Jaflite and single jacket KS6. The Forest-Lite Type 1, Type 2, Mop Up, Armored Reel and FS-BLK suction hoses will be free from defects in material and workmanship for (1) one year from the date of sale by KFP. KFP nozzles will be free from defects in material and workmanship for five (5) years from the date of sale by KFP.

THIS LIMITED WARRANTY IS IN LIEU OF AND EXCLUDES ALL OTHER WARRANTIES, EXPRESSED, IMPLIED, STATUTORY, OR OTHERWISE CREATED UNDER APPLICABLE LAW INCLUDING, BUT NOT LIMITED TO, ANY WARRANTY OF MERCHANTABILITY AND ANY WARRANTY OF FITNESS FOR A PARTICULAR PURPOSE.

KFP's limited warranty does not apply to or cover tears or punctures caused by dragging or catching on items on the fire ground during or after suppression or training activities. It also does not apply to normal wear and tear, abrasion, snags, tears, cuts, punctures, holes, burning, melting, chemical attack or contamination, or any damage resulting from misuse, abuse, accident, mistreatment, or neglect that may leave the fire hose unfit for service. KFP's limited warranty does not apply to any Products that have been altered, modified, repaired or reworked by anyone other than KFP or that have been used in any manner that is inconsistent with the above Cautionary Statement or any instructions or specifications provided with or for the Product.

If a Product is defective, KFP shall, at its discretion, either: (1) refund the purchase price paid to KFP for the defective Products, on a non-prorated basis; (2) repair any defective Products or defective part; or (3) replace any defective Product upon its authorized return to KFP.

Limitation of Liability and Exclusion of Remedies

IN ALL SITUATIONS, THE LIABILITY OF KFP AND KURIYAMA OF AMERICA AND THE REMEDY OF ANY CUSTOMER OR USER OF THE PRODUCTS SHALL BE STRICTLY AND EXCLUSIVELY LIMITED TO THE REFUND, REPAIR OR REPLACEMENT OF THE PRODUCTS AS STATED ABOVE.

IN NO EVENT SHALL KFP, KURIYAMA OF AMERICA, ITS AFFILIATES OR ANY MANUFACTURER OF THE PRODUCTS BE LIABLE FOR SPECIAL, INCIDENTAL, OR CONSEQUENTIAL DAMAGES, INCLUDING BUT NOT LIMITED TO LOST PROFITS, WHETHER OR NOT CAUSED BY OR RESULTING FROM ANY NEGLIGENCE BY KFP AND/OR THE PRODUCT MANUFACTURER.

07/2020 REV



CONTACT OUR SALES/WAREHOUSE LOCATIONS BELOW WHICH SERVE YOUR AREA

SOUTHWEST WAREHOUSE
KURIYAMA OF AMERICA, INC.
HOUSTON

200 PORTWALL STREET, SUITE 100
HOUSTON, TX 77029
Phone: (713) 674-8212
Toll Free Phone: (800) 501-6808
FAX: (713) 674-5214
Toll Free FAX: (800) 800-5214

WESTERN WAREHOUSE
KURIYAMA OF AMERICA, INC.
SANTA FE SPRINGS

10749 SHOEMAKER AVENUE
SANTA FE SPRINGS, CA 90670-4039
Phone: (562) 941-4507
FAX: (562) 941-8940
Toll-Free FAX: (800) 326-8940

SOUTHEAST WAREHOUSE
FORTNEY SALES CO., INC.

4221 CANTRELL ROAD NW
ACWORTH, GA 30101
Phone: (770) 427-6528
FAX: (770) 423-9249
Toll Free FAX: (800) 423-9249
Web Site: www.fortneysales.com
E-Mail: sales@fortneysales.com

EASTERN WAREHOUSE
EASTERN RUBBER & PLASTICS CO., INC.

100 GOLDMAN DR.
PLUMSTED INDUSTRIAL PARK
CREAM RIDGE, NJ 08514
Phone: (609) 758-0100
FAX: (609) 758-0102
Toll Free FAX: (800) 445-7138
Web Site: www.easternrubber.com
E-Mail: sales@easternrubber.com

KURIYAMA FIRE PRODUCTS/ATI
DISTRIBUTION & ASSEMBLY CENTER

9 VOSE FARM ROAD, SUITE 250
PETERBOROUGH, NH 03458
Phone: (603) 924-2122
FAX: (603) 924-2322

IN CANADA:

KURI TEC CORPORATION
140 ROY BOULEVARD
BRANTFORD, ONT, CANADA N3R 7K2
Phone: (519) 753-6717
FAX: (519) 753-7737
Web Site: <http://www.kuritec.com>
E-Mail: sales@kuritec.com

IN MEXICO:

KURIYAMA DE MÉXICO S DE RL DE CV
AV JOSE PALOMO MARTINEZ NO 520-20
BODEGA 5
PARQUE INDUSTRIAL OMOLAP
APODACA, N.L. CP:66633, MÉXICO
Telefonos: (81) 1086-1870 O 71
Lada sin Costo 01 800 822 52 00
FAX: (81) 1086-1869
Internet: www.kuriyama.com
Correo Electronico: ventas@kuriyama.com



Kuriyama of America, Inc.

Headquarters, Sales Office and Warehouse Location
360 E. State Parkway, Schaumburg, IL 60173-5335
Phone: (847) 755-0360 • Toll-free FAX: (800) 800-0320
International FAX: (847) 885-0996

Web Site: www.kuriyama.com
E-Mail: sales@kuriyama.com



The trademarks contained in this publication are trademarks of Kuriyama Holdings Corporation

Visit us
www.kuriyama.com
on the Web!